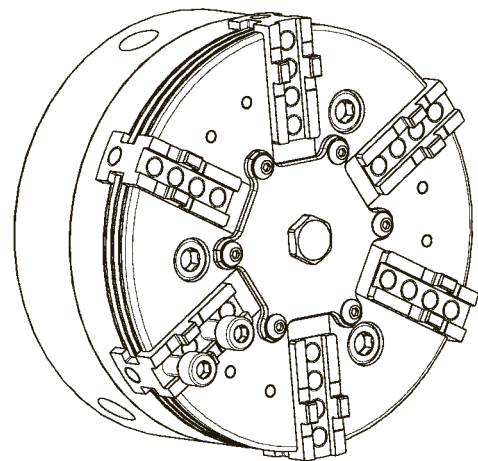
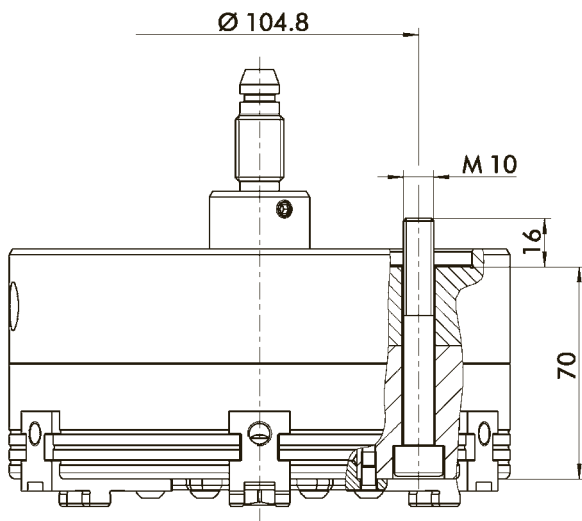
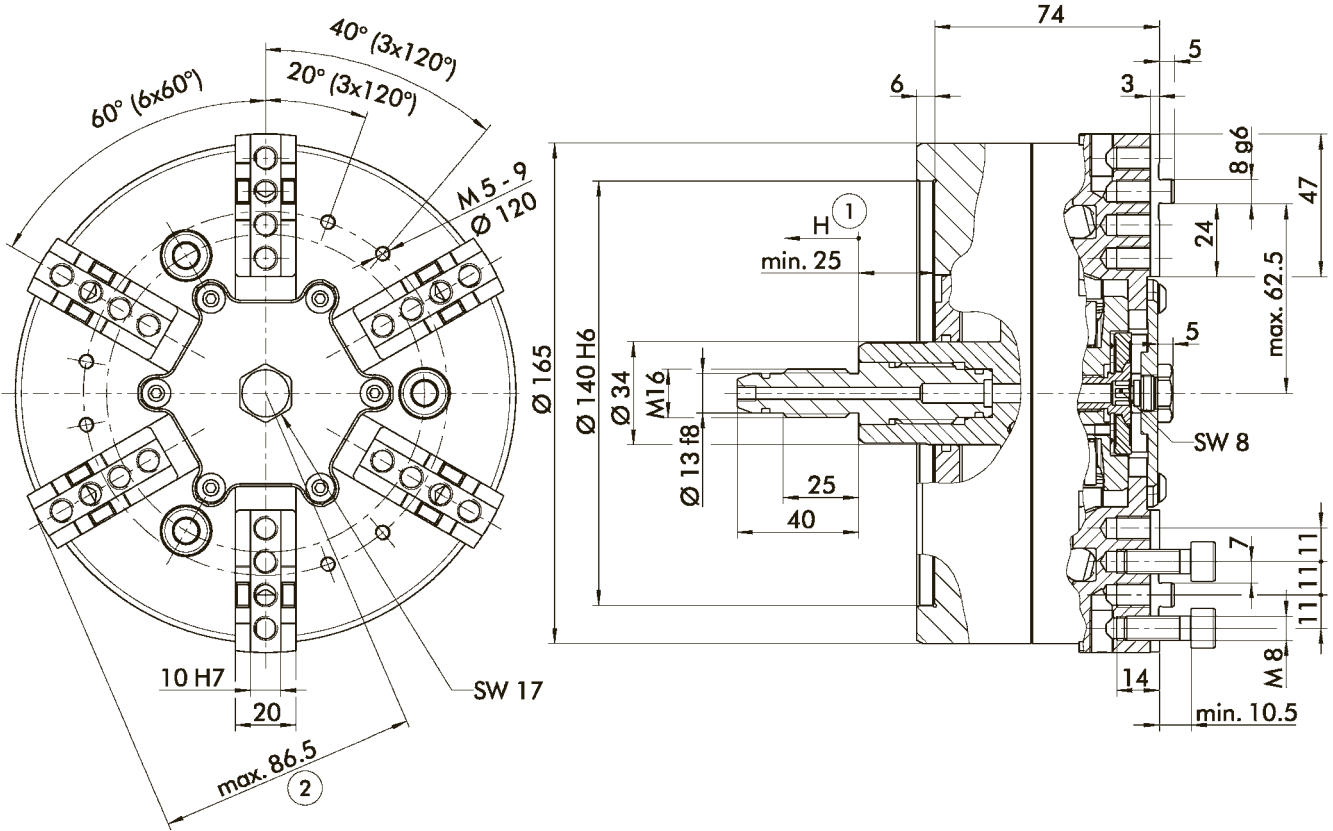


DIN 6353 Z 140



Futter für Wellenspannung in geöffneter Stellung dargestellt  
Pendelausgleich in Mittelstellung dargestellt  
Technische Änderungen vorbehalten

Chuck in open position  
Pendulum compensation shown in center position  
Subject to technical changes

- ① Richtung des Kolbenhubes
- ② Schwingkreisradius

- ① Piston stroke direction
- ② Swing diameter radius

Technische Daten

Spindel Spindle	Max. Betätigungskraft Max. actuating force	Max. Spannkraft Max. clamping force	Max. Drehzahl Max. RPM	Hub/Backe Stroke/Jaw	Kolbenhub (H) Piston stroke (H)	Pendelausgleich Pivoting compensation	Trägheitsmoment Moment of inertia	Gewicht Weight
ID	[kN]	[kN]	[min <sup>-1</sup> ]	[mm]	[mm]	[mm]	[kgm <sup>2</sup> ]	[kg]
DIN 6353 Z140 0860010	20.0	36.0	4000	6.0	13.5	1+1	0.04	11.5

Technical data

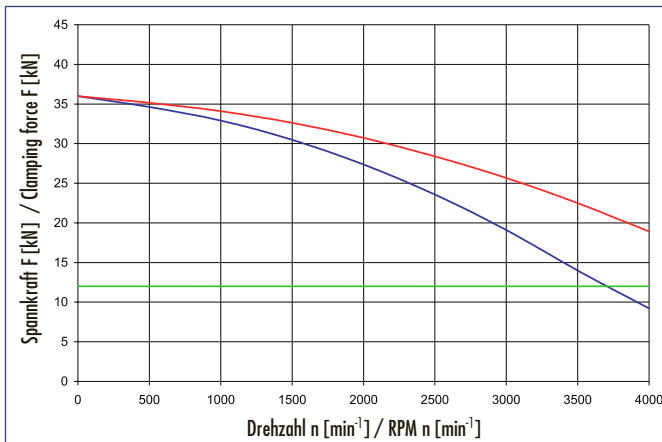
Lieferumfang

Futter, Nutensteine bzw. Befestigungsschrauben für Aufsatzbacken, Futter-Befestigungsschrauben und Betriebsanleitung

Scope of delivery



Chuck, T-nuts and/or mounting screws for top jaws, chuck mounting bolts and operating manual

Spannkraft-Drehzahl-Diagramm



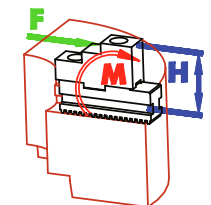
① siehe Seite 545

Clamping force-RPM-diagram

- Restspannkraft/Residual clamp. force 33 %
- SRK 132  1.6 kg
- SRK 132 AL  2.6 kg

① see page 545

Führungsbahnbelastung  
Load of base jaw guidance



M<sub>max</sub> = 200 Nm

① siehe Seite 546

① see page 546



**Spezialfett**  
siehe Kapitel Zubehör

**Special grease**  
see chapter accessories



**Standardbacken**  
siehe Seite 328

**Standard chuck jaws**  
see page 328



**Flansche**  
siehe Seite 486

**Adapter plates**  
see page 486



**Spannkraftmessgerät**  
siehe Kapitel Zubehör

**Gripping force tester**  
see chapter accessories

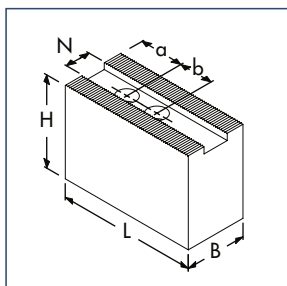
Aufsatzbacken Spitzverzahnung · Top Jaws Fine Serration

SWB, SWBL, SWB-AL und SHB

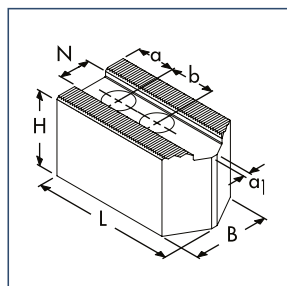
für ROTA NCR 250 bis 1000

SWB, SWBL, SWB-AL and SHB

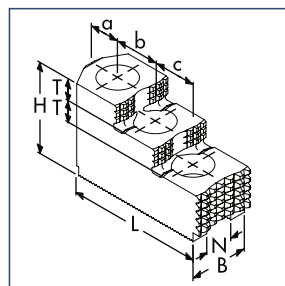
for ROTA NCR 250 up to 1000



Aufsatzbacken weich, SWB und SWB-AL  
Soft top jaws, SWB and SWB-AL



Aufsatzbacken weich, SWBL  
Soft top jaws, SWBL



Aufsatzbacken hart, SHB  
Hard top jaws, SHB

Technische Daten – Aufsatzbacken

Technical data – Top jaws

Futtertype Chuck type	Bezeichnung Description	ID	Material	N [mm]	B [mm]	H [mm]	L [mm]	a [mm]	b [mm]	c [mm]	a <sub>1</sub> [mm]	Schrauben Screws	Satz Set [kg]
ROTA NCR 250	SWB 165	0120101	16MnCr5	14.0	35.0	60.0	68.0	15.0	20.0			M10	2.5
	SWBL 165	0120152	16MnCr5	14.0	35.0	40.0	80.0	15.0	20.0		4.0	M10	2.1
	SWB-AL 165	0168105	ALU	14.0	35.0	60.0	80.0	15.0	20.0			M10	1.2
	SHB 165	0121101	hart/hard	14.0	30.0	46.0	78.0	16.0	22.0	22.0		M10	1.3
ROTA NCR 315	SWB 165	0120101	16MnCr5	14.0	35.0	60.0	68.0	15.0	20.0			M10	2.5
	SWBL 165	0120152	16MnCr5	14.0	35.0	40.0	80.0	15.0	20.0		4.0	M10	2.1
	SWB-AL 165	0168105	ALU	14.0	35.0	60.0	80.0	15.0	20.0			M10	1.2
	SHB 165	0121101	hart/hard	14.0	30.0	46.0	78.0	16.0	22.0	22.0		M10	1.3
ROTA NCR 400	SWB 250	0120105	16MnCr5	21.0	50.0	80.0	120.0	30.0	28.0			M16	9.4
	CWB 251	0100012	16MnCr5	21.0	50.0	60.0	95.0	15.0	28.0			M16	5.2
	SWB-AL 250	0168102	ALU	21.0	50.0	80.0	120.0	30.0	28.0			M16	3.0
	SWBL 250/21	0120155	16MnCr5	21.0	50.0	50.0	120.0	20.0	28.0		4.0	M16	5.6
	SHB 315	0121111	hart/hard	21.0	50.0	58.0	128.0	46.0	30.0	30.0		M16	4.6
ROTA NCR 500	SWB 250	0120105	16MnCr5	21.0	50.0	80.0	120.0	30.0	28.0			M16	9.4
	CWB 251	0100012	16MnCr5	21.0	50.0	60.0	95.0	15.0	28.0			M16	5.2
	SWB-AL 250	0168102	ALU	21.0	50.0	80.0	120.0	30.0	28.0			M16	3.0
	SWBL 250/21	0120155	16MnCr5	21.0	50.0	50.0	120.0	20.0	28.0		4.0	M16	5.6
	SHB 315	0121111	hart/hard	21.0	50.0	58.0	128.0	46.0	30.0	30.0		M16	4.6
ROTA NCR 630	SWB 250	0120105	16MnCr5	21.0	50.0	80.0	120.0	30.0	28.0			M16	9.4
	CWB 251	0100012	16MnCr5	21.0	50.0	60.0	95.0	15.0	28.0			M16	5.2
	SWB-AL 250	0168102	ALU	21.0	50.0	80.0	120.0	30.0	28.0			M16	3.0
	SWBL 250/21	0120155	16MnCr5	21.0	50.0	50.0	120.0	20.0	28.0		4.0	M16	5.6
	SHB 315	0121111	hart/hard	21.0	50.0	58.0	128.0	46.0	30.0	30.0		M16	4.6
ROTA NCR 800	SWB 250	0120105	16MnCr5	21.0	50.0	80.0	120.0	30.0	28.0			M16	9.4
	CWB 251	0100012	16MnCr5	21.0	50.0	60.0	95.0	15.0	28.0			M16	5.2
	SWB-AL 250	0168102	ALU	21.0	50.0	80.0	120.0	30.0	28.0			M16	3.0
	SWBL 250/21	0120155	16MnCr5	21.0	50.0	50.0	120.0	20.0	28.0		4.0	M16	5.6
	SHB 315	0121111	hart/hard	21.0	50.0	58.0	128.0	46.0	30.0	30.0		M16	4.6
ROTA NCR 1000	SWB 400	0120107	16MnCr5	25.5	60.0	90.0	155.0	30.0	35.0			M20	18.3
	CWB 400	0100008	16MnCr5	25.5	60.0	80.0	140.0	30.0	35.0			M20	12.6
	SWB-AL 400	0168103	ALU	25.5	60.0	100.0	155.0	30.0	35.0			M20	6.4
	SHB 400	0121107	hart/hard	25.5	60.0	75.0	140.0	53.0	31.0	31.0		M20	8.0

① Bitte bestellen Sie jeweils 2 Sätze à 3 Stück = 1 Satz für 6-Backen-Futter

① Please order 2 sets per 3 pieces = 1 set for a 6-jaw chuck

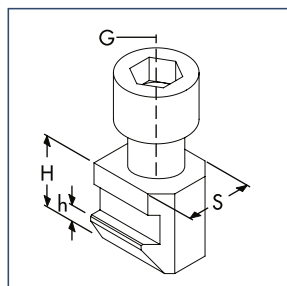
SCHUNK Sonder- und Spezialbacken

siehe Seite 514–539

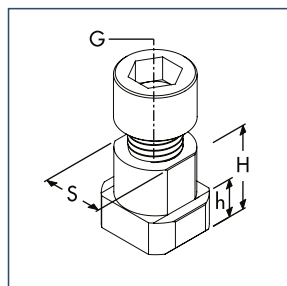
SCHUNK special and specialized jaws

see page 514–539

### NS und NKS für ROTA NCR 250 bis 1000

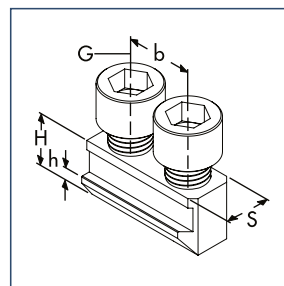


Nutensteine, NKS  
T-nuts, NKS

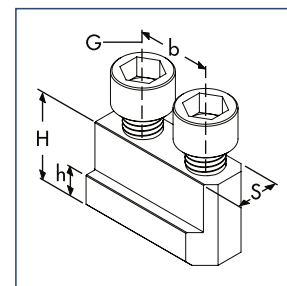


Nutensteine, NS  
T-nuts, NS

### NS and NKS for ROTA NCR 250 up to 1000



Nutensteine, NKA  
T-nuts, NKA



Nutensteine, NK  
T-nuts, NK

#### Technische Daten

Futtertype Chuck type	Bezeichnung Description	ID	S [mm]	H [mm]	h [mm]	b [mm]	Gewinde Thread	Schrauben Screws [Nm]	Max. zul. Anziehdrehmoment Max. adm. tightening torque
ROTA NCR 250	NKS 1	0143104	14.0	18.5	6.5		M10	M10x25	50.0
	NKA 1	0145103	14.0	18.5	6.5	20.0	M10	M10x25	50.0
ROTA NCR 315	NKS 1	0143104	14.0	18.5	6.5		M10	M10x25	50.0
	NKA 1	0145103	14.0	18.5	6.5	20.0	M10	M10x25	50.0
ROTA NCR 400	NKS 3	0143107	21.0	26.5	10.0		M16	M16x35	150.0
	NKA 3	0145105	21.0	26.5	10.0	28.0	M16	M16x35	150.0
ROTA NCR 500	NKS 3	0143107	21.0	26.5	10.0		M16	M16x35	150.0
	NKA 3	0145105	21.0	26.5	10.0	28v	M16	M16x35	150.0
ROTA NCR 630	NS 160	0140102	21.0	27.0	11.0		M16	M16x35	150.0
	NK 160	0145101	21.0	27.0	11.0	28.0	M16	M16x35	150.0
ROTA NCR 800	NS 160	0140102	21.0	27.0	11.0		M16	M16x35	150.0
	NK 160	0145101	21.0	27.0	11.0	28.0	M16	M16x35	150.0
ROTA NCR 1000	NS 200	0140103	25.5	29.0	11.0		M20	M20x40	220.0
	NK 200	0145102	25.5	29.0	11.0	35.0	M20	M20x40	220.0

#### Technical data

① Bitte bestellen Sie 12 Stück = 1 Satz für 6-Backen-Futter  
NKA und NK: Bitte bestellen Sie 6 Stück = 1 Satz für 6-Backen-Futter

① Please order 12 pieces = 1 set for a 6-jaw chuck  
NKA and NK: Please order 6 pieces = 1 set for a 6-jaw chuck

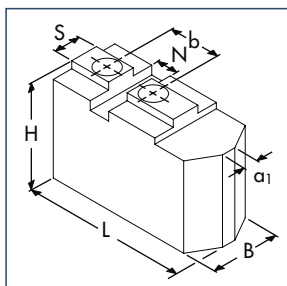
Aufsatzbacken Kreuzversatz · Top Jaws Slot & Tenon

SRK, SFA, SFA-C und SFA-AL

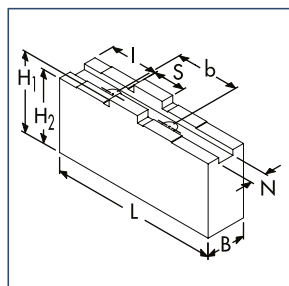
für ROTA NCR 165 und 200

SRK, SFA, SFA-C and SFA-AL

for ROTA NCR 165 and 200



Aufsatzbacken weich, SRK  
Soft top jaws, SRK



Aufsatzbacken weich, SFA, SFA-C und SFA-AL  
Soft top jaws, SFA, SFA-C and SFA-AL

Technische Daten

Technical data

Futtertype Chuck type	Bezeichnung Description	ID	Material	B [mm]	H [mm]	H <sub>2</sub> [mm]	L [mm]	S [mm]	N [mm]	b [mm]	α <sub>1</sub> [mm]	Schrauben Screws	Satz Set [kg]
ROTA NCR 165	SRK 132	0136112	16MnCr5	25.0	30.0		60.0	10.0	8.0	22.0	3.0	M8	0.76
ROTA NCR 200	SFA 160	0153100	16MnCr5	20.0		36.0	85.0	18.0	8.0	32.0		M8	1.2
	SFA 160-C1	0154121	16MnCr5	30.0		51.5	85.0	18.0	8.0	32.0		M8	2.7
	SFA 160-C2	0154127	16MnCr5	35.0		36.0	63.0	18.0	8.0	32.0		M8	1.6
	SFA 160-C3	0154131	16MnCr5	40.0		56.0	70.0	18.0	8.0	32.0		M8	3.3
	SFA-AL 160	0172100	ALU	25.0		46.0	85.0	18.0	8.0	32.0		M8	0.7

① Bitte bestellen Sie jeweils 2 Sätze à 3 Stück = 1 Satz für 6-Backen-Futter

① Please order 2 sets per 3 pieces = 1 set for a 6-jaw chuck