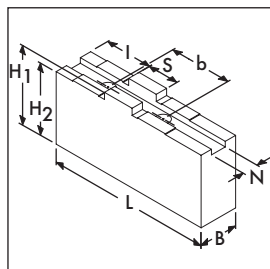
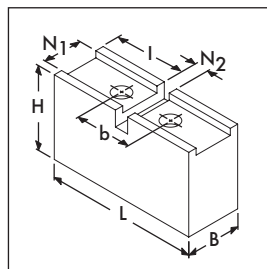


Weiche Aufsatzbacken

Mit Kreuzversatz
Typen: SFA und SFA-AL



Ausführung I
Version I



Ausführung II
Version II

Soft Top Jaws

With tongue and groove
Types: SFA and SFA-AL



Stahl 16 MnCr 5,
einsatzhärtbar
Steel 16 MnCr 5,
suitable for
case hardening

FORKARDT-FUTTERTYPE FORKARDT CHUCK TYPE	SCHUNK-Type	Ident-Nr. Id.-No.	Ausführung Version	N ₁	N ₂	S	B	H ₁	H ₂	L	b	l	Satz Set kg
F 125; F+ 125	SFA 125	153 099	II	14	5	–	20	30	–	55	20	25	0.6
F 160; F+ 160; FNC 175; KTNC 160; KTNCV 160-175	SFA 160	153 100	I	8	–	18	20	40	36	85	32	25	1.2
F 200; F+ 200; FNC 200; KTNC 200; KTNCV 200	SFA 200	153 101	I	10	–	20	22	47	43	105	40	35	2.0
F 250; F+ 250; FNC 250-315; KTNC/KTNCV 250-315; UNC 250-315	SFA 250	153 102	I	12	–	20	30	55.5	50.5	125	40	35	3.7
F 315; F+ 315; FNC 400; KTNC 360-400; KTNCV 400; UNC 400	SFA 315	153 103	I	12	–	26	35	60	54	145	54	45	5.6
F 400-500 L; F+ 400-500 L; FNC 500-630; KTNC/KTNCV 500-630; UNC 500	SFA 400	153 104	I	18	–	30	50	80	73	180	60	50	13.5
F 500 S bis # 1193649	SFA 500	153 105	I	18	–	40	60	90	82	220	76	58	23.9
F 630; F+ 630	SFA 630	153 106	I	24	–	40	65	118	110	260	82	70	40.0

Vorteile der Aluminium-Aufsatzbacken

- Geringes Eigengewicht (≈ 3 x leichter als Stahl)
- Verbesserung der Drehleistung durch höhere Drehzahlen
- Höhere Spannkraft durch geringere Fliehkraft
- Hohe Zugfestigkeit (≈ Stahl)
- Verschleißfest

Advantages of aluminium top jaws

- low weight (≈ 3 x lighter than steel)
- better cutting rates through higher RPM
- more gripping force through reduced centrifugal force
- high tensile strength (equivalent to steel)
- wear resistant



Aluminium,
hochfest
Aluminium,
high tensile

FORKARDT-FUTTERTYPE FORKARDT CHUCK TYPE	SCHUNK-Type	Ident-Nr. Id.-No.	Ausführung Version	N ₁	S	B	H ₁	H ₂	L	b	l	Satz Set kg
F 160; F+ 160; FNC 175; KTNC 160; KTNCV 160-175	SFA-AL 160	172 100	I	8	18	25	50	46	85	32	25	0.7
F 200; F+ 200; FNC 200; KTNC 200; KTNCV 200	SFA-AL 200	172 102	I	10	20	25	50	46	105	40	35	0.9
F 250; F+ 250; FNC 250-315; KTNC/KTNCV 250-315; UNC 250-315	SFA-AL 250	172 103	I	12	20	40	60	55	125	40	35	2.1
F 315; F+ 315; FNC 400; KTNC 360-400; KTNCV 400; UNC 400	SFA-AL 315	172 104	I	12	26	40	60	54	145	54	45	2.4
F 400-500 L; F+ 400-500 L; FNC 500-630; KTNC/KTNCV 500-630; UNC 500	SFA-AL 400	172 105	I	18	30	50	80	73	180	60	50	5.1
F 630; F+ 630	SFA-AL 630	172 106	I	24	40	65	118	110	260	82	70	14.8

Weiche Aufsatzbacken

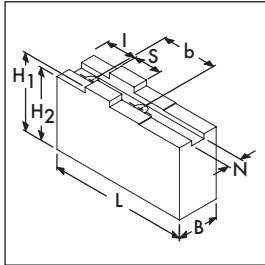
Mit Kreuzversatz
Type: SFA-C

**HÖHER,
LÄNGER,
BREITER**

Soft Top Jaws

With tongue and groove
Type: SFA-C

**HIGHER,
LONGER,
WIDER**



Stahl 16 MnCr 5,
einsatzhärtbar
Steel 16 MnCr 5,
suitable for
case hardening

FORKARDT-FUTTERTYPE FORKARDT CHUCK TYPE	SCHUNK-Type	Ident-Nr. Id.-No.	N	S	B	H ₁	H ₂	L	b	l	Satz Set kg
F 160; F+ 160; FNC 175; KTNC 160; KTNCV 160-175	SFA 160-C 1	154 121	8	18	30	55.5	51.5	85	32	19	2.7
	SFA 160-C 2	154 127	8	18	35	40	36	63	32	19	1.6
	SFA 160-C 3	154 131	8	18	40	60	56	70	32	19	3.3
	SFA 160-C 4	154 133	8	18	40	80	76	85	32	19	5.6
F 200; F+ 200; FNC 200; KTNC 200; KTNCV 200	SFA 200-C 1	154 100	10	20	30	55.5	51.5	100	40	23	3.2
	SFA 200-C 2	154 124	10	20	22	55.5	51.5	100	40	23	2.2
	SFA 200-C 3	154 128	10	20	40	40	36	70	40	23	2.1
	SFA 200-C 4	154 130	10	20	40	60	56	85	40	23	4.0
	SFA 200-C 5	154 132	10	20	40	80	76	95	40	23	6.1
F 250; F+ 250; FNC 250-315; KTNC/KTNCV 250-315; UNC 250-315	SFA 250-C 1	154 101	12	20	40	60	55	90	40	26	3.9
	SFA 250-C 2	154 102	12	20	40	60	55	125	40	26	5.6
	SFA 250-C 3	154 103	12	20	40	80	75	125	40	26	7.7
	SFA 250-C 4	154 104	12	20	40	100	95	125	40	26	9.8
	SFA 250-C 5	154 105	12	20	40	120	115	125	40	26	11.8
	SFA 250-C 6	154 106	12	20	60	60	55	90	40	26	6.0
	SFA 250-C 7	154 107	12	20	80	60	55	90	40	26	8.5
	SFA 250-C 8	154 134	12	20	80	100	95	125	40	26	20.9
F 315; F+ 315; FNC 400; KTNC 360-400; KTNCV 400; UNC 400	SFA 315-C 1	154 108	12	26	40	60	54	110	54	30	4.9
	SFA 315-C 2	154 109	12	26	40	60	54	145	54	30	6.6
	SFA 315-C 3	154 110	12	26	40	100	94	145	54	30	11.4
	SFA 315-C 4	154 111	12	26	40	120	114	145	54	30	13.8
	SFA 315-C 5	154 112	12	26	40	150	144	145	54	30	17.5
	SFA 315-C 51	154 123	12	26	50	80	74	145	54	30	11.4
	SFA 315-C 6	154 113	12	26	60	60	54	110	54	30	7.6
	SFA 315-C 7	154 114	12	26	80	60	54	110	54	30	10.3
F 400-500 L; F+ 400-500 L; FNC 500-630; KTNC/KTNCV 500-630; UNC 500	SFA 400-C 1	154 116	18	30	60	80	73	130	60	35	11.8
	SFA 400-C 3	154 118	18	30	60	100	93	155	60	35	21.5
	SFA 400-C 4	154 119	18	30	60	120	113	155	60	35	22.4
	SFA 400-C 5	154 120	18	30	80	80	73	130	60	35	16.0
	SFA 400-C 6	154 125	18	30	60	180	173	160	60	35	35.1
	SFA 400-C 7	154 135	18	30	96	115	108	115	60	35	25.9