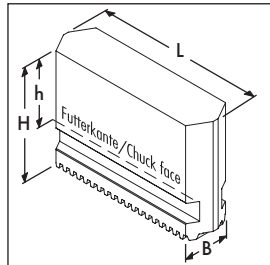


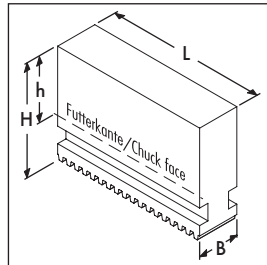
**Blockbacken**

Verzahnung und Führungsnuten  
induktiv gehärtet und geschliffen

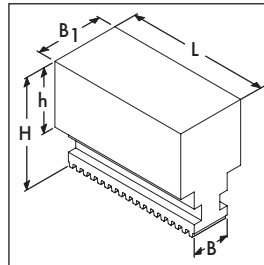
Typen: EWM, SMB, SMB-H, UVB, UVB-H und UVB-B



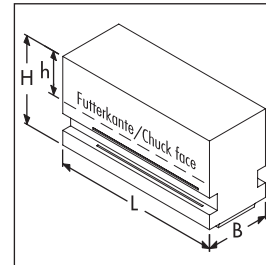
Ausführung I  
Version I




Ausführung II  
Version II



Ausführung III  
Version III



Ausführung IV, breite Grundbackenversion  
Version IV, extra wide base jaws



Stahl, vergütet  
induktiv härtbar  
Steel, tempered  
inductive hardenable

\* G = gerade Verzahnung - S = schräge Verzahnung

\* G = straight serration - S = angled serration

SCHUNK-FUTTERTYPE SCHUNK CHUCK TYPE	SCHUNK-Type	Ident-Nr. Id.-No.	Ausführung Version	Verzahnungsart* Serration type*	B	B <sub>1</sub>	H	h	L	Satz Set kg
ROTA-G 160; ROTA NCW 185; ROTA THW 165; ROTA THW plus 165-185; THW 165	UVB 160	164 106	II	G	20	—	55	35	65	1.6
ROTA-S 160; ROTA-S plus 160	SMB 160	163 100	I	S	20	—	45	24	79	1.5
	SMB-H 160	163 200	I	S	20	—	60	39	79	2.0
ROTA-G 200; ROTA NCW 225; ROTA THW 210; ROTA THW plus 215; THW 210-R; ROTA THW vario 215	UVB 200	164 100	II	G	22	—	65	40	84	2.7
	UVB-H 200	164 116	II	G	22	—	85	60	84	3.2
	UVB-B 200	164 113	III	G	22	40	65	38	84	3.9
ROTA NCWF 210; ROTA-S 200; ROTA-S plus 200; THW 210-F	SMB 200	163 101	I	S	22	—	60	35	94	2.6
	SMB-H 200	163 201	I	S	22	—	80	55	94	3.6
ROTA THWB 210	EWM 210	164 130	IV	G	45	—	65	39.6	85	6.4
ROTA-G 250; ROTA NCW 265; ROTA THW 250; ROTA THW plus 260; THW 250-265-R	UVB 250	164 101	II	G	26	—	84	55	99	4.8
	UVB-H 250	164 117	II	G	26	—	115	86	99	6.6
	UVB-B 250	164 114	III	G	26	46	84	53	99	7.2
ROTA NCWF 250-315; ROTA-S 250; ROTA-S plus 250; THW 250-265-F	SMB 250	163 102	I	S	26	—	70	40	115	4.4
	SMB-H 250	163 202	I	S	26	—	100	70	115	6.5
ROTA THWB 265	EWM 265	164 131	IV	G	45	—	84	55.6	110	9.5
ROTA-G 315; ROTA NCW 315; ROTA THW 315; ROTA THW plus 315; THW 315-R	UVB 315	164 102	II	G	32	—	90	56	121	7.6
	UVB-H 315	164 118	II	G	32	—	135	101	121	11.3
	UVB-B 315	164 115	III	G	32	46	90	54	121	9.6
ROTA-S 315; ROTA-S plus 315; THW 315-400-F	SMB 315	163 103	I	S	32	—	81	46	140	7.5
	SMB-H 315	163 203	I	S	32	—	135	100	140	13.0
ROTA THWB 315	EWM 315	164 132	IV	G	50	—	90	56	120	11.9
ROTA-G 400; ROTA THW 400; THW 400-R	UVB 400	164 103	II	G	32	—	100	66	148	10.0
ROTA-S 400; ROTA-S plus 400	SMB 400	163 104	I	S	45	—	93	53	176	15.0
ROTA THWB 400	EWM 400	164 133	IV	G	50	—	100	66	140	16.0
ROTA-G 500; ROTA THW 500; THW 500-R	UVB 500	164 104	II	G	45	—	124	77	175	20.3
ROTA-S 500; ROTA-S plus 500; THW 500-F	SMB 500	163 105	I	S	45	—	130	90	176	21.6
ROTA THWB 500	EWM 500	164 134	IV	G	62	—	125	80	160	27.6
ROTA THW 630; THW 630-R; ROTA THW 800	UVB 630	164 105	II	G	45	—	134	87	230	31.0
ROTA-S plus 630-800-1000	SMB 630/800	163 106	I	S	65	—	130	88	230	40.0